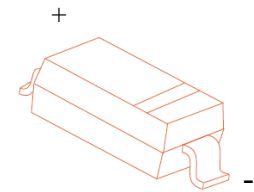


BAT42W/BAT43W SCHOTTKY DIODES

SOD-123



FEATURES

- Low Forward Voltage Drop
- Fast Switching Time
- Surface Mount Package Ideally Suited for Automatic Insertion

MARKING: BAT42W S7
BAT43W S8

Maximum Ratings and Electrical Characteristics, Single Diode @T_A=25°C

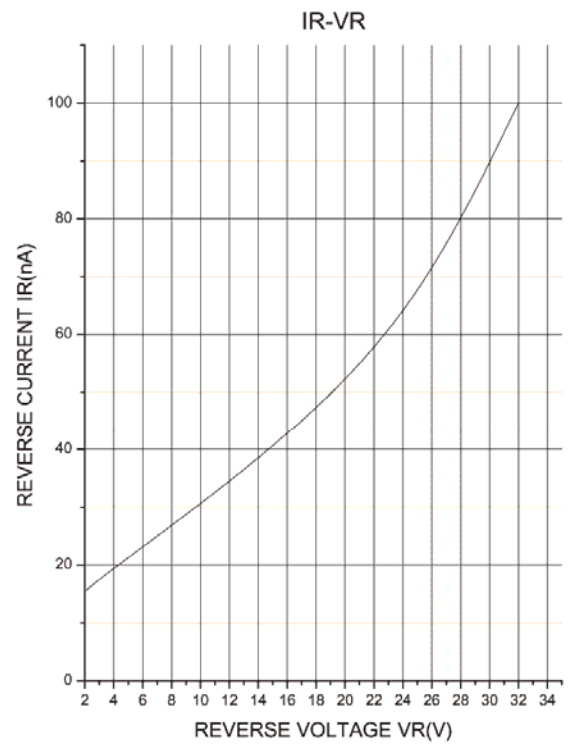
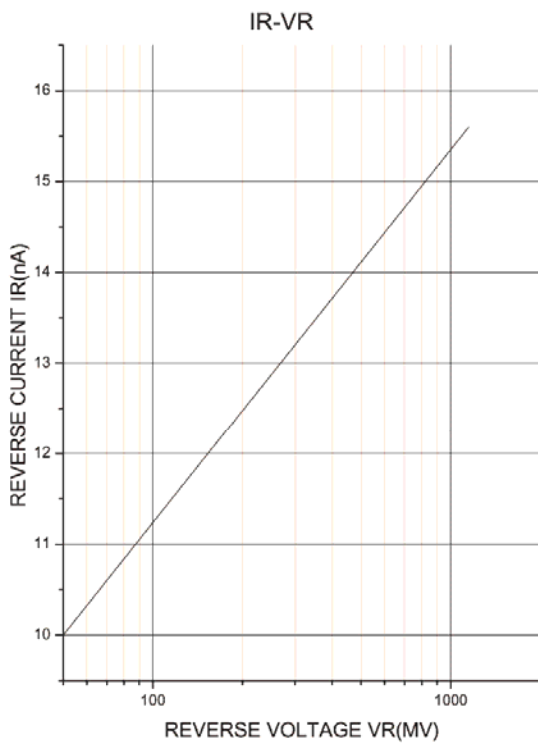
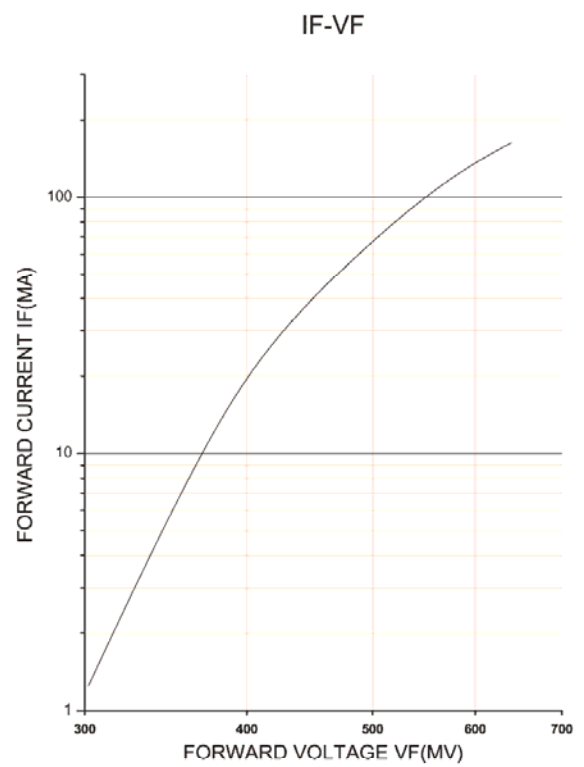
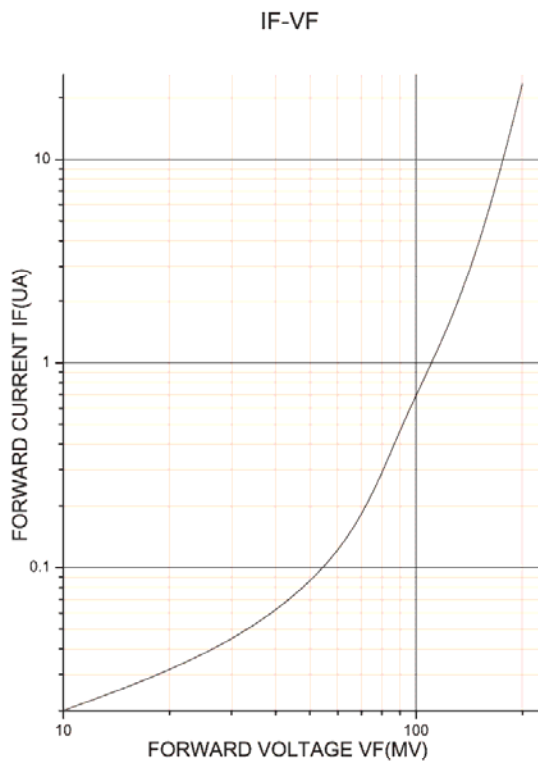
Parameter	Symbol	BAT42W/BAT43W	Unit
Peak Repetitive Peak reverse voltage	V _{RRM}	30	V
Working Peak	V _{RWM}		
DC Blocking Voltage	V _R		
RMS Reverse Voltage	V _{R(RMS)}	21	V
Forward Continuous Current	I _{FM}	200	mA
Repetitive Peak Forward Current @t<1.0s	I _{FRM}	500	mA
Peak forward surge current @<10ms	I _{FSM}	4.0	A
Power Dissipation	P _D	500	mW
Thermal Resistance Junction to Ambient	R _{θJA}	250	°C/W
Storage temperature	T _{STG}	-55~+150	°C

Electrical Ratings @T_A=25°C

Parameter	Symbol	Min.	Typ.	Max.	Unit	Conditions
Reverse Breakdown Voltage	V _{(BR)R}	30			V	I _R =10μA
Forward voltage	V _F			1.0	V	I _F =200mA
				0.4	V	I _F =10mA
				0.65	V	I _F =50mA
				0.26	V	I _F =2mA
				0.45	V	I _F =15mA
Reverse current	I _R			0.5	μA	V _R =25V
Capacitance between terminals	C _T			10	pF	V _R =1.0V, f=1.0MHz
Reverse Recovery Time	t _{rr}			5	ns	I _F =I _R =10mA I _{rr} =0.1X I _R , R _L =100Ω

Typital Characteristics

BAT42W



Typital Characteristics

BAT43W

